



Combinaciones

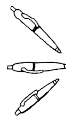
A. Write the correct article (el or la, or both) before each of the items below.

- 1. _____ bolígrafo
- 2. _____ lápiz
- 3. _____ sala de clases
- 4. _____ profesora
- 5. _____ cuaderno
- 6. _____ carpeta
- 7. _____ profesor
- 8. _____ estudiante
- 9. _____ pupitre
- 10. _____ hoja de papel

B. To make sure that there are enough school supplies for everyone, your teacher has asked you to help take inventory. Complete each sentence by writing the name and number of each item pictured. Follow the model.



Modelo veinticinco No hay un libro. Hay 25 _____.



1. sesenta y siete No hay un _____. Hay _____.



2. cien No hay una _____. Hay _____.



3. veintidos No hay un _____. Hay _____.



4. diecinueve No hay un _____. Hay _____.



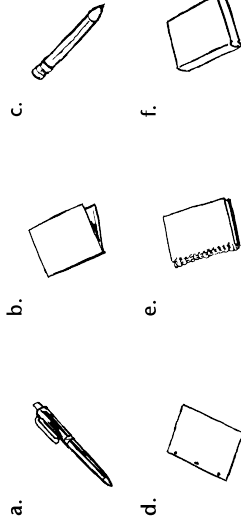
5. treinta y seis No hay un _____. Hay _____.



Actividad 3

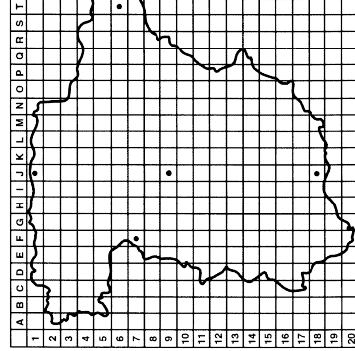
A new student has come into your Spanish class. He seems lost when the teacher asks the students to take out certain items. As you listen to what the teacher says, help him by identifying the picture that matches the item the teacher is asking the students to get out for class. You will hear each command twice.

Modelo f 1. _____ 2. _____ 3. _____ 4. _____ 5. _____



Actividad 4

Your teacher is using a map and an alphabet/number grid to plan a class trip to Spain. The five dots on the grid represent cities in Spain where your group will stop. Listen as you hear the first letter/number combination, as in the game of Bingo. Find that dot on the grid and label it "1." Next to it, write the name of the city. After you hear the second letter/number combination, find the second dot and label it "2," writing the name of the city next to it, and so on for the rest of the dots. Connect the dots to show the route of the class trip. You will hear each phrase twice.





Realidades 1

Nombre _____

Hora _____

Fecha _____

Para empezar

AUDIO



Actividad 5

While on vacation in Uruguay, your teacher visits an elementary school classroom. Each student in the class tells your teacher his or her birthday (**cumpleaños**) and what the weather is like at that time of the year in Uruguay. Remember, in South America the seasons are the reverse of those in the United States. In the first column write out each student's date of birth, and in the second column what season his or her birthday is in. You will hear each sentence twice.

DATE OF BIRTH SEASON

- Juan _____
- María _____
- Miguel _____
- Óscar _____
- Carolina _____
- Marta _____
- Elena _____
- Pedro _____



Realidades 1

Nombre _____

Hora _____

Fecha _____

Para empezar

WRITING



Actividad 7

A. It is September and school is finally in session. You already have some important dates to mark on the calendar. To make sure you have the right day, write the day of the week that each date falls on.

SEPTIEMBRE						
lunes	martes	miércoles	jueves	viernes	sábado	domingo
		1	2	3	4	5
6	7	8	9	10	11	12
13	14	15	16	17	18	19
20	21	22	23	24	25	26
27	28	29	30			

- el tres de septiembre _____
- el veinte de septiembre _____
- el primero de septiembre _____
- el veinticuatro de septiembre _____
- el doce de septiembre _____
- el dieciocho de septiembre _____
- el siete de septiembre _____

B. Now, write in what month the following holidays occur.

- el Día de San Valentín _____
- el Día de San Patricio _____
- la Navidad _____
- el Año Nuevo _____
- el Día de la Independencia _____